








ECONOMY AND PRODUCTIVITY THAT ARE OFF THE CHARTS.



With a Replaceable Ink Pack System (RIPS), the Epson WorkForce Pro WF-C869R is designed to fit all your business printing needs. Save printing costs and minimise downtime with high-capacity ink packs capable of printing up to 86,000 pages in black or 84,000 pages in colour. Achieve high-quality and high-speed printing with PrecisionCore™ printhead, with draft print speeds of up to 35 ppm and resolutions of up to 4,800 x 1,200 dpi.

- 
 Up to 86,000 Pages* Ink Packs
- 
 Draft Print Speed
- 
 Duplex Printing
- 
 Print Up to A3+
- 
 Epson Connect
- 
 Ethernet
- 
 Wi-Fi Direct



With option of large or standard ink packs.



High Quality and Productivity

Print up to 4,800 x 1,200 dpi and enjoy unparalleled productivity with no warm-up time and fast first page out time of less than 6 seconds.

Versatile Paper Handling

Expand paper handling capabilities with optional paper cassettes and a rear tray for special media.

Exceptional Low Running Costs

Maximise cost-savings with Epson's extremely high-yield replaceable ink packs, capable of printing up to 86,000 pages in black or 84,000 pages in colour.



PRECISIONCORE

*Up to 86,000 pages in black or 84,000 pages in colour.

Equipped with high-yield replaceable ink packs and powered by PrecisionCore™ technology, the WF-C869R has the speed and performance required for office, commercial and industrial printing. Coupled with a package of security, connectivity and functional features, you'll be set to keep your business' productivity at its peak.

Enjoy default print speeds of up to 24 ipm and draft print speeds of up to 35 ppm for both black and colour prints with PrecisionCore™ printheads. This revolutionary technology delivers professional output quality at blazing speeds.



PRECISIONCORE

Achieve excellent print resolution of 600 x 600 dpi for standard prints and up to 4,800 x 1,200 dpi for prints with special media, with no warm-up time and a fast first page-out time of less than 6 seconds.

Achieve excellent print resolution of 600 x 600 dpi for standard prints and up to 4,800 x 1,200 dpi for prints with special media, with no warm-up time and a fast first page-out time of less than 6 seconds.

Exceptionally Low Running Costs



Available in standard or large yield ink packs.

With Epson's Replaceable Ink Pack System (RIPS), exorbitant printing costs are a thing of the past. The revolutionary RIPS features four ink supply units and a waste ink box, giving you uninterrupted printing of up to 86,000 pages in black or up to 84,000 pages in colour. With such page yields, you enjoy maximum cost savings and minimum running costs.

Versatile Paper Handling

The WF-C869R can be upgraded with additional paper cassettes to support up to 1,835 sheets input capacity. Paper of different sizes can be placed in the different cassettes for automatic selection. The rear tray enables the use of special media such as photo media. What's more, a cabinet can be added for convenient storage of additional paper and spare consumables.



Consumables	Page Yield*	Order Code
Large Black Ink Pack	86,000 pages	C13T974100
Large Cyan Ink Pack	} 84,000 pages	C13T974200
Large Magenta Ink Pack		C13T974300
Large Yellow Ink Pack		C13T974400
Standard Black Ink Pack		C13T973100
Standard Cyan Ink Pack	} 22,000 pages	C13T973200
Standard Magenta Ink Pack		C13T973300
Standard Yellow Ink Pack		C13T973400
Maintenance Roller (1 st Paper Cassette)	200,000 pages	C13S210048
Maintenance Roller (2 nd -4 th Paper Cassette)	200,000 pages	C13S210049
Maintenance Box		C13T671400
Options		Order Code
500-sheets Option Paper Cassette		C12C932611
Option Cabinet		C12C932891
Authentication Device Table		C12C932921

* In accordance with ISO 24711/24712. Actual yields will vary considerably for reasons including images printed, print settings, temperature and humidity. Yields may be lower when printing infrequently or predominantly with one ink colour. A variable amount of ink remains in the cartridges after the "replace cartridge" signal. Part of the ink from the first cartridges is used for priming the printer. Ink is used for both printing and printhead maintenance. All inks are used for both black and colour printing.

Connectivity Features

Network Connectivity and Standalone Capability

Equipped with Ethernet, Wi-Fi, RJ-11 fax, Wi-Fi Direct, NFC and USB 3.0, the WF-C869R is perfect for office environment. Wi-Fi Direct acts as an access point, allowing up to four devices to connect directly to the printer at a time. And with EpsonNet Config, you can easily change your network settings remotely.



Epson Connect Enabled

Wirelessly print your documents from anywhere in the world with Epson Connect's wide range of features:

- **Epson iPrint** – Print from and scan directly to your smart device or online cloud storage services.
- **Epson Email Print** – Print to any Email Print-enabled Epson printer from any device or PC with email access.
- **Remote Print Driver** – Print to a compatible Epson printer anywhere in the world via the Internet using a PC with Remote Print driver or from mobile devices via the Epson iPrint app.
- **Scan to Cloud** – Share your scans through email or store them online in cloud storage services.

Other mobile solutions:

- **Apple® AirPrint™**
- **Google Cloud Print™**
- **Mopria™ Print Service**

Convenient Ease of Use



Automatic Duplex Printing

Supports automatic duplex printing of up to 16 ipm for A4 and 11 ipm for A3, reducing paper wastage.



5" LCD Screen

Experience easy set-up and PC-less operation with a 5" colour touch screen.



USB Host Function

Comes equipped with a USB port so you can print, scan and save faxes directly to your memory devices.



One-pass Duplex Scanner

Scan with impressive speed in both simplex and duplex. The dual CIS technology allows duplex scanning in a single pass, resulting in significant improvements in office productivity.



Optional Authentication Device Table

An optional Authentication Device Table for placement of the card reader* allows convenient tapping of cards.

*Card Reader not included.

NFC Enabled*

Near Field Communication (NFC) enables users to conveniently print or scan by touching a compatible device to the printer. The WorkForce WF-C869R supports the following NFC functions:

- **Tap to Install:** If Epson iPrint is not installed in your Android Device, touching the device to the printer opens the Epson iPrint installation page in Google Play Store.
- **Touch to Launch:** If Epson iPrint is already installed in your Android device, touching the device to the printer launches it.
- **Touch to Print / Scan:** Select the function within Epson iPrint on your Android device, then touch the printer to print the selected photo or scan a document placed on the scanner.

*For compatible Android™ devices only.

Robust Security Features

Limited Access Function

Reduce risk of information leaks by limiting the access to functions for up to 10 user accounts.

LDAP Address Book

Prevent information leaks by using the address book registered in the LDAP server to accurately select recipient E-mail addresses.

Secured Printing with PIN Release

Print confidential documents by setting a PIN to a print job for release on the printer panel.

IP Address Filter

Secure your documents by preventing unauthorised devices from connecting to the printer.

Panel Admin Mode

Set a password to access and change administrator settings for the printer. This prevents unauthorised users from changing the printer settings.

Efficient Print Job Management

With our convenient and accessible print management features, printing across your work groups has never been easier.

Print Job Arranger Lite

This printing tool allows users to merge multiple print jobs and change print settings such as double-side printing, orientation, colour mode and multi-page layout up to 4-up. Users can also rearrange the page order of print jobs between applications.

Print Job Interruption

With this feature, users can interrupt the print queue when there is an urgent print job. Interrupted print jobs are paused and can be resumed later once the urgent tasks are completed. In addition, users can cancel the print job from the control panel even when the printer is in the process of printing.

Page Recovery

Minimise downtime and missing pages when a printer error occurs. The printer will automatically restart the printing from the last printed sheet once the error has been rectified.

Optional Software

Epson Device Admin

With Epson Device Admin, you can now manage, monitor and configure your Epson device fleet easily. It is compatible with a large range of networked printers and scanners, and all information can be viewed via one smart, intuitive interface.

Epson Device Admin Functions:

- Manage Epson devices in groups.
- Receive automatic alerts for quick response when the device runs out of consumables or indicates an error.
- Generate reports automatically for cost-savings activities or implementing managed print services.
- Configure multiple devices efficiently with templates to simplify large deployments.

Epson Print Admin

Epson Print Admin provides authentication function tool that helps to reduce cost through user restriction, cost-setting and rule-based printing. This software will increase security through authentication of each user, limit functions for each user, setting rules for printing and generating usage reports for auditing.

Document Capture Pro*

Easily scan, view, edit, save and transfer scanned documents. The software optically recognises barcodes, characters and blank pages in scanned documents to separate them into different folders. It allows you to create up to 30 customised job settings, making multiple scan jobs a breeze.

*Limited functionality for Mac version of Document Capture software.

Document Capture Pro Server**

Document Capture Pro Server helps to centralise your scanning and manage your fleet of scanners without the need to install drivers on individual computers.

**Only for Windows Server OS.

Remarkably Energy Saving



Epson WorkForce WF-C869R is Energy Star® Compliant, giving you significant energy savings. Unlike conventional laser copiers/printers, it uses no heat and is more environmentally friendly.

MODEL NUMBER	WF-C869R
Printing	
Print Method	PrecisionCore™ Printhead
Nozzle Configuration	400 x 2 nozzles each colour (Black, Cyan, Magenta, Yellow)
Print Direction	Bi-directional printing, Uni-directional printing
Maximum Resolution	4,800 x 1,200 dpi (with Variable-Sized Droplet Technology)
Minimum Ink Droplet Volume	4.6 pl
Print Speed ^{*1}	
Max Draft Text - Memo (A4)	Approx. 35 ppm / 35 ppm (Black ^{*1} / Colour ^{*2})
ISO 24734, A4, Simplex	Approx. 24 ipm / 24 ipm (Black / Colour)
ISO 24734, A4, Duplex	Approx. 16 ipm / 16 ipm (Black / Colour)
ISO 24734.2, A3, Simplex	Approx. 13 ipm / 13 ipm (Black / Colour)
ISO 24734.2, A3, Duplex	Approx. 11 ipm / 11 ipm (Black / Colour)
First Page Out Time	Approx. 6.0 sec / 6.0 sec (Black / Colour)
Printer Language	ESC/P-R
Printer Control Language Emulations	PCL5c / PCL6 / PostScript3 / PDF (ver1.7)
Maximum Monthly Duty Cycle	75,000 pages per month
Automatic 2-sided printing	Yes
Copying	
Copy Speed	
ISO 29183, A4, Simplex (Flatbed)	Approx. 22 ipm / 21 ipm (Black / Colour)
ISO 24735, A4, Simplex (ADF)	Approx. 22 ipm / 21 ipm (Black / Colour)
ISO 24735, A4, Duplex (ADF)	Approx. 15 ipm / 15 ipm (Black / Colour)
Maximum Copies from Standalone	999 copies
Max Copy Resolution	600 x 600 dpi
Reduction/Enlargement	25 - 400%, Auto Fit Function
Copy Paper Size (Flatbed)	A3, B4, Legal, Letter, A4, B5, A5, B6, A6, 16K, 8K, 13x18cm, 16:9, 10x15cm, #10, DL, C4, C6
Maximum Copy Size	A3
Scanning	
Scanner Type	Flatbed Colour Image Scanner
Sensor Type	CIS
Optical Resolution	1,200 x 2,400 dpi
Maximum Scan Area	297.18 x 431.8 mm (11.7 x 17")
Scanner Bit Depth	
Colour	30-bit input, 24-bit output
Grayscale	10-bit input, 8-bit output
Black & white	10-bit input, 1-bit output
Scan Features	Scan to Memory Device, Scan to Network Folder/FTP, Scan to Email, Scan to Computer (Document Capture Pro), Scan to Computer (WSD)
Scan Speed (A4 Landscape)	
Monochrome	200 dpi
Colour	200 dpi
ADF Function	
Support Paper Thickness	52-128 g/m ²
Paper Capacity	50 pages (80 g/m ²)
Automatic 2-sided Scan / Copy / Fax	Yes
Fax Function	
Type of Fax	Walk-up Black-and-white and Colour Fax Capability
Receive Memory / Page Memory	6 MB, Page Memory Up to 550 pages (ITU-T No.1 chart)
Error Correction Mode	ITU Group3 Fax with Error Correction Mode
Fax Speed (Data Transfer Rate)	Up to 33.6 kbps, Approx. 3 sec/page
Fax Resolution	
Black & White	
Colour	Standard: 8 pels/mm x 3.85 lines/mm, Fine: 8 pels/mm x 7.7 lines/mm, Super Fine: 8 pels/mm x 15.4 lines/mm, Ultra Fine: 16 pels/mm x 15.4 lines/mm, Photo: 8 pels/mm x 7.7 lines/mm
Transmission Paper Size	
Flatbed	A5, Half Letter, B5, Letter, A4, Legal, B4, A3, 11 x 17"
ADF	A5, B5, Letter, A4, Legal, B4, A3, 11 x 17"
Receiving Paper Size	A5, Half Letter, B5, Letter, A4, Legal, B4, A3, 11 x 17"
Speed Dial / Group Dial	Up to 2,000 numbers, 1,999 groups
Fax Features	PC Fax (Transmission/Receive), Automatic Redial, Address Book, Delay Send, Transmit Reservation (200 cases), Broadcast Fax (Mono Only)
Paper Handling	
Paper Feed Method	Friction Feed
Number of Paper Trays	3 (Front 2, Rear 1)
Paper Hold Capacity	
Input Capacity	Up to 835 sheets (80 g/m ²) (Cassette 1: 250 sheets + Cassette 2: 500 sheets + Rear Slot: 85 sheets)
Maximum Input Capacity	Up to 1,835 sheets (80 g/m ²) (Cassette 1: 250 sheets + Cassette 2: 500 sheets + Rear Slot: 85 sheets + 2 x Optional Cassettes: 500 x 2 sheets)
Output Capacity	250 sheets
Paper Size	A3+, A3, A4, B5, A5, A6, 5x7", 4x6", Legal, Letter, Envelopes: #10, DL, C6, C4+Fi Direct, NFC
Maximum Paper Size	A3+, 329 x 1200 mm (12.95 x 47.24")
Printer Interface	
USB	Super-speed USB 3.0
Network	Ethernet (1000BASE-T/100BASE-TX/10BASE-T), Wi-Fi (IEEE 802.11b/g/n), W
Network Protocol	TCP/IPv4, TCP/IPv6
Network Printing Protocol	LPD, IPP, PORT9100, WSD
Network Management protocols	SNMP, HTTP, DHCP, BOOTP, APIPA, PING, DDNS, mDNS, SNTP, SLP, WSD, LLTD
Security Features	Limit Access Function, PIN No. Certification, LDAP Address Book, IP Address Filtering, Panel Admin Mode
USB Host Function	
Type of Direct Printing	Memory Devices
USB Host	USB Host (Scan to Memory Device / Storage Function)
Direct Print Paper Size	9 x 13 cm (3.5 x 5"), A6, 10 x 15 cm (4 x 6"), 13 x 18 cm (5 x 7"), A5, B5(JIS), Letter, A4, Legal, A3, 11 x 17"
Mobile and Remote Printing	
Epson iPrint, Epson Email Print, Remote Print Driver, Scan to Cloud, Apple AirPrint, Google Cloud Print, Mopria Print Service	
Control Panel	
LCD Screen	5.0" / 12.7cm TFT Colour LCD
Printer Software	
Operating System Compatibility	Windows XP / Vista / 7 / 8 / 8.1 / 10 Windows Server 2003 / 2008 / 2012 Only Printing and Scanning Functions are Supported for Windows Server OS Mac OS X 10.6.8 or later
Electrical Specifications	
Rated Voltage	100 - 240 V Universal
Rated Frequency	50 - 60 Hz
Power Consumption	
Operating	40 W
Standby	20 W
Sleep	1.6 W
Power off	0.45 W
Noise Level	
PC Printing/ Premium Glossy	5.4 B(A), 38 dB(A)
Photo Paper Best Photo	
PC Printing/ Plain Paper Default *	6.6 B(A), 49 dB(A)
Warranty	
3YW869R	Additional 2 Year CoverPlus Warranty (Up to 3 years) includes all Parts & labour for WF-C869R & WF-C869RTC
5YW869R	Additional 4 Year CoverPlus Warranty (Up to 5 years) includes all Parts & labour for WF-C869R & WF-R869RTC

Dimensions & Weight

WorkForce WF-C869R
Weight: 64.1kg (141.3lb)



WorkForce WF-C869R with 2 x Optional Paper Cassettes & Cabinet
Weight: 111.5kg (245.8lb)



*1 Print speed (Pages Per Minute) is calculated when printed on A4 plain paper in the fastest mode. Print speed may vary depending on system configuration, print mode, document complexity, software, type of paper used and connectivity. Print speed does not include processing time on host computer.



*2 Default mode in accordance with ISO7779 for MFPs.



Apple, iPad and iPhone are trademarks of Apple Inc., registered in the U.S. and other countries. App Store is a service mark of Apple Inc.
Android is a trademark of Google Inc.

Epson CoverPlus

Fast. Reliable. Professional

Epson Finance Solutions